

ALL ABOUT ME GRAPHIC ORGANIZER

To prepare:

- A4 paper
- Printer
- Colored crayons and pencils
- Colored paper (optional)

Method of use:

These posters are so simple to use and you could hang them to decorate your class after the kids are done filling them! For the all about me posters – these are great to fill during back to school morning work or as a class activity for the first week of school. Get to know your students in a fun way! Have the kids fill them out decorate and color their posters, then hand them back to you so you could hang them in your class.

How to use:

- Have the kids fill out their details using pencil.
- They will then color the pieces along with their poster.
- After that, they will cut their pieces out and glue them onto their ‘apple’.
- You could laminate the posters and make sure they’re cut properly so that they can be hung easily.



Looking for more alphabet activities?

Click on these!

[ESL Digital Classroom Literacy Activities September](#)
[Alphabet, Numbers, Shapes and Sight Word Dough Mats](#)
[Preschool Space Themed Centers and Fine Motor Activities](#)

CLIPART CREDITS



ALL ABOUT ME

BIRTHDAY

YEAR

FAVORITE BOOK

FAVORITE SUBJECT

AGE:

FAVORITE COLOR

MY PET

MY TEACHER

WHEN I GROW UP I WILL BE A:

MEMBERS IN MY FAMILY

FAVORITE SUBJECT

MY BEST FRIEND

ALL ABOUT ME

BIRTHDAY

FAVORITE BOOK

FAVORITE SUBJECT

YEAR

AGE:

FAVORITE COLOR

MY PET

MY TEACHER

WHEN I GROW UP I WILL BE A:

MEMBERS IN MY FAMILY

FAVORITE SUBJECT

MY BEST FRIEND

FAVORITE BOOK _____
FAVORITE SUBJECT _____


MY PET _____

FAVORITE COLOR _____

WHEN I GROW UP I WILL BE A: _____

MY TEACHER _____
FAVORITE SUBJECT _____

MEMBERS IN MY FAMILY _____
MY BEST FRIEND _____



FAVORITE BOOK _____
FAVORITE SUBJECT _____


MY PET _____

FAVORITE COLOR _____

WHEN I GROW UP I WILL BE A: _____

MY TEACHER _____
FAVORITE SUBJECT _____

MEMBERS IN MY FAMILY _____
MY BEST FRIEND _____



ALL ABOUT ME

BIRTHDAY

YEAR

AGE:



ALL ABOUT ME

BIRTHDAY

AGE:

YEAR

ALL ABOUT ME

BIRTHDAY

AGE:

YEAR

FAVORITE BOOK

FAVORITE SUBJECT

MY PET

FAVORITE COLOR

WHEN I GROW UP I WILL BE A:

MY TEACHER

FAVORITE SUBJECT

MEMBERS IN MY FAMILY

MY BEST FRIEND



FAVORITE BOOK

FAVORITE SUBJECT

This form is shaped like an open book. The left page is labeled 'FAVORITE BOOK' and the right page is labeled 'FAVORITE SUBJECT'. Both pages have two horizontal lines for writing.

MY PET

This form is shaped like a tree with a cloud-like top. It has two horizontal lines for writing.

WHEN I GROW UP I WILL BE A:

This form is shaped like a cloud. It has two horizontal lines for writing.


FAVORITE COLOR

This form is shaped like an eye. It has two horizontal lines for writing.

MY TEACHER

FAVORITE SUBJECT

This form is shaped like a clipboard. It has two horizontal lines for writing under 'MY TEACHER' and two horizontal lines for writing under 'FAVORITE SUBJECT'.



MEMBERS IN MY FAMILY

MY BEST FRIEND

This form is shaped like a house. The roof area is labeled 'MEMBERS IN MY FAMILY' and has two horizontal lines for writing. The main body of the house is labeled 'MY BEST FRIEND' and has two horizontal lines for writing.

Graphics & Fonts

[Sea of Knowledge](#)
[Sticky Foot Studio](#)
[Nutty Pixel Graphics](#)
[Teaching in the Tongass](#)
[Kari Bolt](#)
[Dreamlike Magic](#)
[Ink n Little Things](#)
[Creative Clips](#)
[Print Candee](#)
[DJ Inkers Graphics](#)
[Scrappin' Doodles](#)
[YB Fonts](#)
[Tracee Orman](#)
[Melonheads Illustrations](#)
[KG Fonts](#)
[Confetti Graphics](#)
[My Cute Graphics](#)
[Whimsy Clips](#)
[Little Red's Clipart](#)
[Prettygrafik](#)
[Premium Clipart](#)
[Flapjack Factory](#)

[Hidesy's Clipart](#)
[The Joyful Teacher](#)
[EduClips](#)
[Zip-a-Dee-Doo-Dah Designs](#)
[Microsoft Word Clipart](#)
[Rossy's Clipart](#)
[Educlips](#)